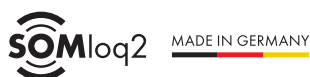











The SOMMER base+ garage door operator features our most advanced garage door control unit with various optimised speed profiles and the option of precision setting of the operating forces. The garage door operator also learns continuously and automatically and adjusts the door operation accordingly.



-  Bidirectional radio system
-  128-bit AES encryption with Rollingcode
-  Disturbance-resistant radio signal
-  Integrated LED lighting
-  Connection for battery pack
-  Energy-efficient consumption on standby
-  Supports service interface SOMlink S2

Technical Data

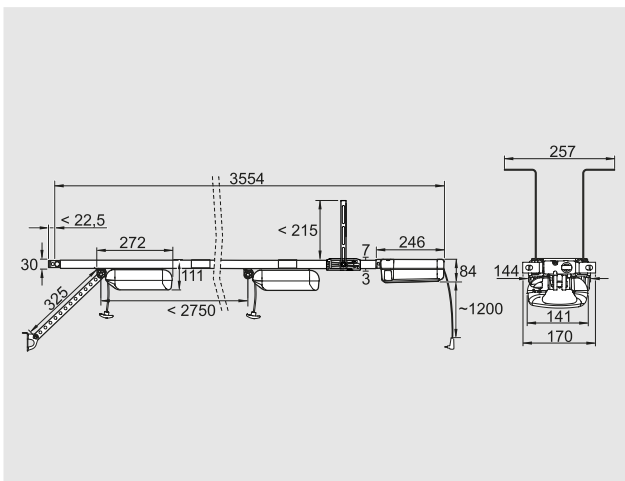
Type	SOMMER base+	S 9080 base+ S3	S 9110 base+ S3
Max. pull and pushing force	600 N	800 N	1,100 N
Max. door width/door height sectional door	4,500 mm / 2,500 mm	6,000 mm / 2,500 mm	8,000 mm / 2,500 mm
Max. door width/door height one piece door	4,500 mm / 2,750 mm	6,000 mm / 2,750 mm	8,000 mm / 2,750 mm
Max. door width/door height up-and-over door	4,500 mm / 2,050 mm	6,000 mm / 2,050 mm	8,000 mm / 2,050 mm
Max. door width/door height side-opening sectional door/side-opening door	4,500 mm / 2,500 mm	5,750 mm / 2,750 mm	6,850 mm / 3,000 mm
Travel length (standard)	2,750 mm	2,750 mm	2,750 mm
Max. travel length extended	4,900 mm / 2× extensions (1,096 mm)	6,000 mm / 3× extensions (1,096 mm)	7,100 mm / 4× extensions (1,096 mm)
Max. door weight	120 kg	160 kg	200 kg
Max. running speed	240 mm/s	210 mm/s	180 mm/s
Power consumption (standby)	0.5 W	0.5 W	0.5 W
Motor duty cycle	ED 40% S3	ED 40% S3	ED 40% S3
Number of radio memory positions	40	40	40
Max. recommended no. of spaces	30	75	50

Connections

✓ 2-/4-wire photocell connection, door CLOSE, DC 24 V
✓ Battery pack slot
✓ Button 2 connection (partial opening)
✓ Buzzer slot
✓ Ceiling control unit
✓ DC output: DC 24 V, 100 mA
✓ Keypad slot for foil keypad pro+/Conex
✓ Laser slot
✓ Light slot for additional LED lighting Lumi+ /Lumi pro+
✓ Lock slot

✓ Memo slot
✓ Motion slot
✓ OSE/8k2 connection
✓ Output 12 V, 100 mA
✓ Pulse button connection
✓ Senso slot
✓ Serial interface for Delta Dore X3D module or HomeLink radio receiver module
✓ Slot Relay/Output OC
✓ Warning light connection: 24 V, max. 6 W/250 mA
✓ Wicket door contact connection

Dimension drawing



All dimensions are in millimetres.

Compatibility

Product Name	Product Type	Compatible
SOMweb	Smart Home solution	with SOMMER base+ from year of manufacture 12/2018
Telecopy Courier	Handheld transmitter	yes

Matching accessories



Lock
Locking magnet
1651V000



Senso
Humidity Sensor
10371



Memo
Memory extension
10373



Buzzer
Alarm/warning buzzer
7043V000




Laser
Parking position laser
10378



Motion
Motion detector
S10343-00001



Lumi+
Additional LED lighting
7041V000



SOMweb
Smart Home solution
S11342-00001